

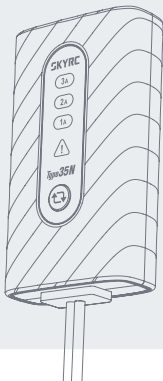
# SKYRC

v. 18

## *Type 35N*

PD-Powered  
4–8S NiMH Battery Charger

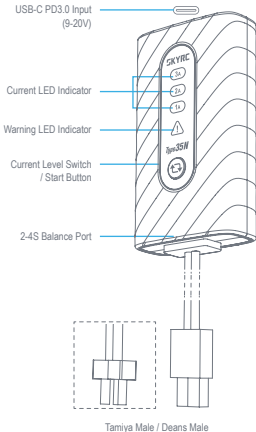
# Instruction Manual



# Introduction

Thank you for purchasing the SkyRC Type35N PD-Powered 4–8S NiMH Battery Charger!

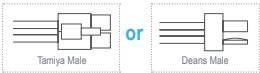
The Type35N is an easy-to-operate charger specifically designed for 4–8S NiMH batteries. With the USB-C input, the maximum charge power can be up to 35W. Please read the user manual carefully before use.



# Specifications

Input Voltage	PD3.0 9-20V
Charge Power	Max. 35W
Standby Power	Max. 0.8W
Battery Type	NiMH/NiCd
Battery Cells	4-8S
Charge Current	3A / 2A / 1A
-ΔV	6mV/cell
Working Temperature	0°C~40°C
Working Humidity	5%~75%RH non-condensing
Storage Temperature	-10°C~70°C
Storage Humidity	5%~75%RH non-condensing
Dimension	84x48x22mm
Weight	53g

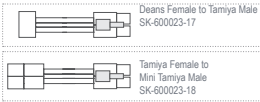
## Output Connector\*



\*The specific connector refers to the actual SKU description.

## Optional Parts

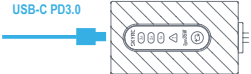
The charging cables is not included in the package. You need to purchase them separately.



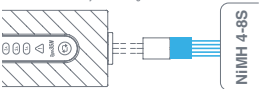
# Operation




- 1. Connect to power source. Type35N supports PD3.0 USB-C input with an input voltage of 9-20V.

USB-C PD3.0



- 2. Connect the battery to the charger.











- 3. Short-press the  button to select the current range.
- 4. Press and hold the  button for two seconds to start charging.
- 5. Short-press the  button to stop charging.

## LED Status Explained

	Status	Charger Status
Current LED Indicator	Solid Yellow	Standby
	Blinking Green	Charging
	Solid Green	Charging complete
Warning LED Indicator	Blinking Red	Battery voltage is too high (>16V) or too low (<2V)
	Solid Red	The input voltage is lower than the battery voltage.
	Solid Yellow	Over-temperature protection (Temperature sensing exceeds 110°C)
	Blinking Yellow	Input protection

## Warning

Please read this manual carefully to ensure safe and proper use. Do not leave the charger unattended while charging. If any abnormalities occur, immediately stop charging.

-  The Type35N charger is only suitable for lithium battery packs. Do not attempt to charge any battery types not listed in this manual, to prevent the risk of fire.
-  Both the battery and the charger will generate heat during charging. Please use them in a well-ventilated and safe location.
-  Do not use the charger without supervision.
-  Do not charge damaged or defective batteries.
-  If there are any functional abnormalities, immediately stop charging.
-  Keep the charger away from high temperatures, moisture, rain, and direct sunlight.
-  Do not use or store the charger in high-temperature, humid, or direct sunlight areas.
-  Keep the charger and batteries out of reach of children.

Note:

The PD input range is 9-20V, ensuring that the input voltage is higher than the cut-off voltage of the battery. Otherwise, it may cause errors or failures to charge the battery!

## In The Box



1\*SkyRC Type35N



1\*Instruction Manual

# Conformity Declaration

---

Type35N satisfies all relevant and mandatory CE directives and FCC Part 15 Subpart B.

Test Standard	Title	Result
EN 55014-1	Electromagnetic compatibility – Requirements for household appliances, electric tools and similar apparatus - Part 1: Emission	Conform
EN 55014-2	Electromagnetic compatibility – Requirements for household appliances, electric tools and similar apparatus – Part 2: Immunity Product Family Standard	Conform
FCC Part Subpart 15B	Title 47 Telecommunication PART 15 - RADIO FREQUENCY DEVICES Subpart B - Unintentional Radiators	Conform

## Liability Exclusion

---

This charger is designed and approved exclusively for use with the types of the battery stated in this Instruction Manual. SkyRC accepts no liability of any kind if the charger is used for any purpose other than that stated. We are unable to ensure that you follow the instructions supplied with the charger, and we have no control over the methods you employ for using, operating and maintaining the device.

For this reason we are obliged to deny all liability for loss, damage or costs which are incurred due to the incompetent or incorrect use and operation of our products, or which are connected with such operation in any way.

Unless otherwise prescribed by law, our obligation to pay compensation, regardless of the legal argument employed, is limited to the invoice value of those SkyRC products that were immediately and directly involved in the event in which the damage occurred.

## Warranty and Service

---

We guarantee this product to be free of manufacturing and assembly defects for one year from the time of purchase. The warranty only applies to material or operational defects, which are present at the time of purchase. During that period, we will repair or replace free of service charge for products deemed defective due to those causes. This warranty is not valid for any damage or subsequent damage arising as a result of misuse, modification, or as a result of failure to observe the procedures outlined in this manual.

### Note:

1. The warranty service is valid in China only.
2. If you need warranty service overseas, please contact your dealer in the first instance, who is responsible for processing guarantee claims overseas. Due to high shipping cost, complicated custom clearance procedures to send back to China. Please understand SkyRC can't provide warranty service to overseas end users directly.
3. If you have any questions which are not mentioned in the manual, please feel free to send email to [support@skyrc.com](mailto:support@skyrc.com)

# SKYRC

The manual is subject to change without notice;  
please refer to our website for the latest version!

**Manufactured by**  
**SKYRC TECHNOLOGY CO., LTD.**

Floors 4, 5, & 8, Building 4, Meitai Technology Park, Guangzong South Road, Guanlan,  
Longhua District, Shenzhen 518110, China

[www.skyrc.com](http://www.skyrc.com) © 2025.11 7504-

